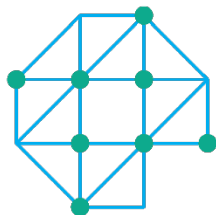


Meet the Field Lab Open Educational Resources!

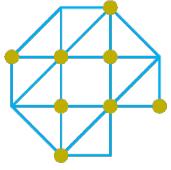
1 June 2022
Marijn Post
Robert Schuwer



Acceleration plan
Educational innovation
with ICT



digital educational resources



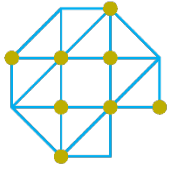
Acceleration plan

Educational innovation with ICT

digital educational resources

Agenda

- What is a field lab?
- Why this field lab?
- What is the content of this field lab?




Acceleration plan

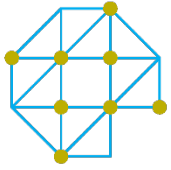
Educational innovation with ICT



digital educational resources

What is a field lab?





Acceleration plan

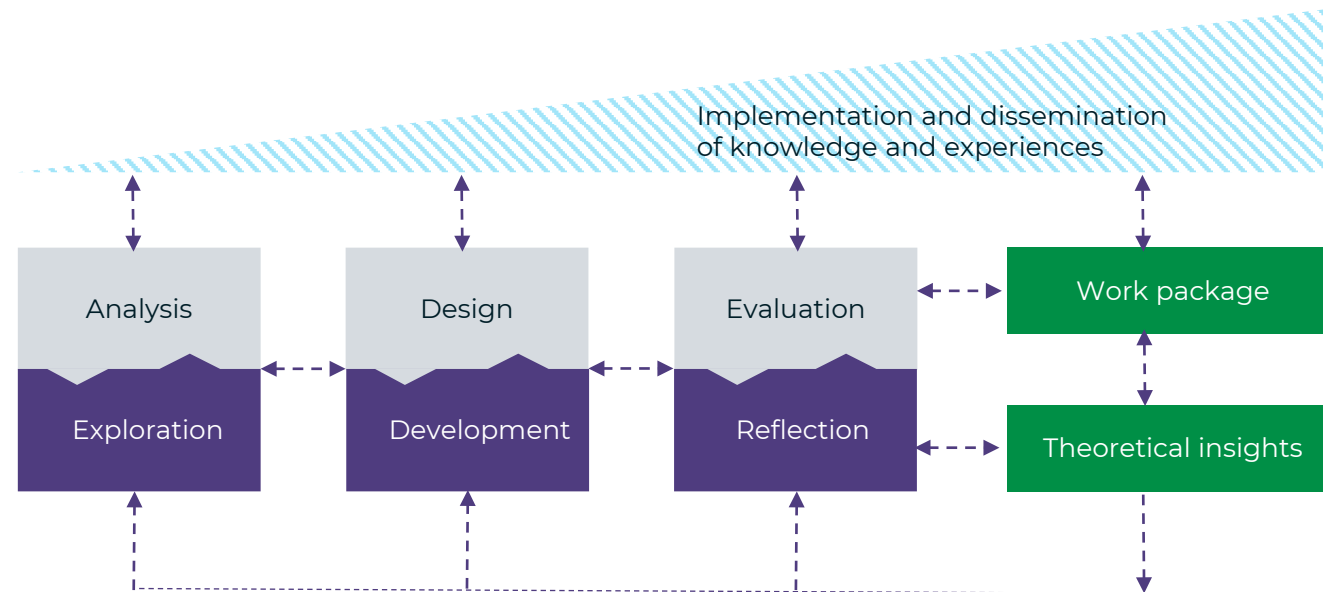
Educational innovation with ICT

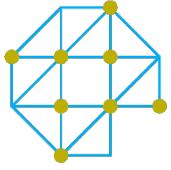


digital educational resources

Developed using the EDR method

- Educational Design Research





Acceleration plan

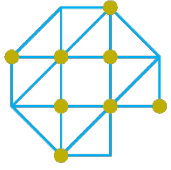
Educational innovation with ICT

digital educational resources

Using a field lab

- Revise the building blocks to your context
- Use it where needed
- Link to technology/resources/possibilities of your institution

- Try out!

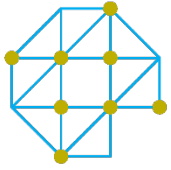


Acceleration plan Educational innovation with ICT

digital educational resources

Field lab Open Educational Resources (OER)

- Cooperation
 - zone Towards digital (open) learning materials
 - zone Facilitating professional development for lecturers
 - Experts from institutions, SIG Open Education, SURF
- Need for broad professionalisation regarding OER



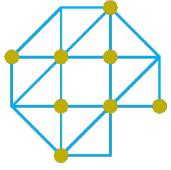
Acceleration plan

Educational innovation with ICT

digital educational resources

Why this field lab?

- Adoption of OER has value:
 - Makes knowledge easily accessible
 - Supports collaboration between institutions and with the professional field (professional community)
 - Has the potential to lead to higher quality educational resources
 - Has the potential to lead to higher quality education
- Knowledge and skills necessary for dealing effectively with OER
 - Instructors
 - Support staff
 - Management



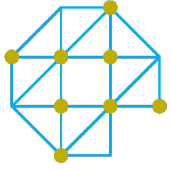
Acceleration plan

Educational innovation with ICT

digital educational resources

Learning goals of this field lab

- Being able to describe the definition of OER, the various forms that they take, and their characteristics.
- Being able to use OER correctly in one's own teaching and learning practice - or to support that process.
- Being able to actively contribute to the application of OER in educational practice.



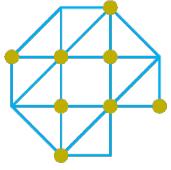
Acceleration plan

Educational innovation with ICT

digital educational resources

Structure of the field lab OER

- Course of six meetings ("sessions")
- Participants work in teams with OER within their own teaching context
- Supervised by one or more facilitators from the institution



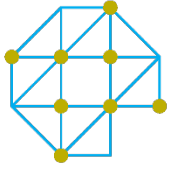
Acceleration plan

Educational innovation with ICT

digital educational resources

Content of the field lab

- Substantive justification
- Templates for the six sessions
 1. Formulating learning questions in teams
 2. Basics of OER
 3. Work session in own context (teams decide for themselves whether they will start with sharing or reusing learning resources)
 4. Group presentations (teams present experiences from session 3)
 5. Open Pedagogy
 6. Final presentations and preview



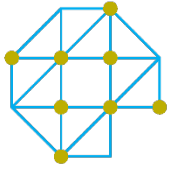
Acceleration plan Educational innovation with ICT

digital educational resources

Using the field lab

- Professionalisation not only for teachers, but also for support staff and students
- Tip: give the field lab as a team in which all expertises are represented.
- A means of creating dialogue between the various stakeholders.
- Work package can also be used as basis for shorter workshop(s)

<https://www.versnellingsplan.nl/en/Kennisbank/field-lab-for-professionalization/field-lab-open-educational-reso>



Acceleration plan

Educational innovation with ICT



digital educational resources

